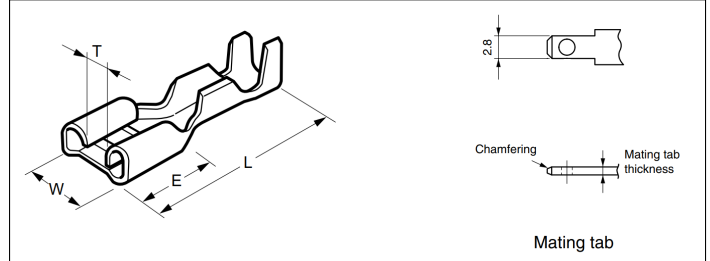


Non Insulated Receptacle - DIN 46247

TO Series (Tab-On Straight) - Chain Terminal

#110 Tab-On Type

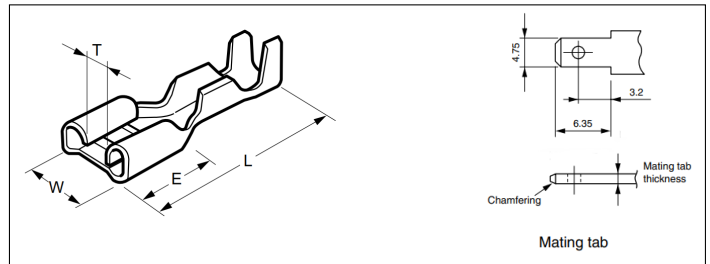


Listed E70188 DIN 46247

Model No.	Standard	Applicable wire			Material	Finish	Max Op. Temp. (°C)	Dimensions (mm)				Material thickness	Mating tab thickness	Q'ty/reel							
		mm ²	AWG #	Insulation O.D. (mm)				W	L	E	T										
STO-0.25-110N-5		0.1 to 0.25	26 to 24	1.3 to 1.5	Brass	-	90	3.7	14.5	6.2	0.3	0.25	0.5	15,000							
STO-0.25T-110N-5						Tin-plated	110						0.8								
STO-0.25-110N-8						-	90						0.5								
STO-0.25T-110N-8						Tin-plated	110						0.8								
STO-0.5-110N-5		0.25 to 0.5	24 to 20	1.5 to 2.0	Brass	-	90						3.7		14.5	6.2	0.3	0.25	0.5	15,000	
STO-0.5T-110N-5						Tin-plated	110												0.8		
STO-0.5-110N-8						-	90												0.5		
STO-0.5T-110N-8						Tin-plated	110												0.8		
STO-1.0-110N-5		0.5 to 1.0	20 to 18	2.0 to 3.3	Brass	-	90	3.7	14.5	6.2	0.3	0.25							0.5		15,000
STO-1.0T-110N-5						Tin-plated	110												0.8		
STO-1.0-110N-8						-	90												0.5		
STO-1.0T-110N-8						Tin-plated	110												0.8		
STO-1.0-110B-5		0.5 to 1.0	20 to 18	2.0 to 3.3	Brass	-	90						3.7	14.5	6.2	0.3	0.25	0.5	15,000		
STO-1.0T-110B-5						Tin-plated	110											0.8			
STO-1.0-110B-8						-	90											0.5			
STO-1.0T-110B-8						Tin-plated	110											0.8			

RoHS Compliance


#187 Tab-On Type



Listed E70188 DIN 46247

Model No.	Standard	Applicable wire			Material	Finish	Max Op. Temp. (°C)	Dimensions (mm)				Material thickness	Mating tab thickness	Q'ty/reel
		mm ²	AWG #	Insulation O.D. (mm)				W	L	E	T			
STO-1.0-187N-5		0.5 to 1.0	20 to 18	2.0 to 3.3	Brass	-	90	5.8	15.6	6.4	1.0	0.35	0.5	8,000
STO-1.0T-187N-5						Tin-plated	110						0.8	
STO-1.0-187N-8						-	90						0.5	
STO-1.0T-187N-8						Tin-plated	110						0.8	

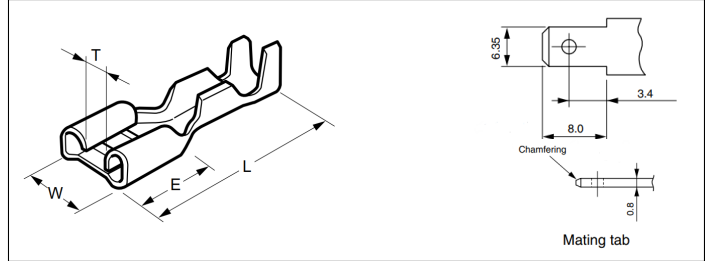
RoHS Compliance






Non Insulated Receptacle - DIN 46247

TO Series (Tab-On Straight) - Chain Terminal

#250 Tab-On Type



 Listed E70188 DIN 46247

Model No.	Standard	Applicable wire			Material	Finish	Max Op. Temp. (°C)	Dimensions (mm)						Q'ty/reel
		mm2	AWG #	Insulation O.D. (mm)				W	L	E	T	Material thickness	Mating tab thickness	
STO-1.0-250N		0.5 to 1.0	20 to 18	2.0 to 3.3	Brass	-	90	7.6	19.2	7.6	1.6	0.45	0.8	5,000
STO-1.0T-250N						Tin-plated								
STO-1.0-250NL*		0.5 to 1.0	20 to 18	2.0 to 3.3	Brass	-	90	7.6	19.2	7.6	1.6	0.45	0.8	5,000
STO-1.0T-250NL*						Tin-plated								
STO-2.5-250N		1.0 to 2.5	18 to 14	2.7 to 4.3	Brass	-	90	7.6	19.2	7.6	1.6	0.45	0.8	5,000
STO-2.5T-250N						Tin-plated								
STO-2.5-250NL*		1.0 to 2.5	18 to 14	2.7 to 4.3	Brass	-	90	7.6	19.2	7.6	1.6	0.45	0.8	5,000
STO-2.5T-250NL*						Tin-plated								
STO-6.0-250N		2.5 to 6.0	14 to 10	3.9 to 5.1	Brass	-	90	7.6	19.2	7.6	1.6	0.45	0.8	4,000
STO-6.0T-250N						Tin-plated								

RoHS Compliance

Note: 1) *L = Low insertion force type.

Crimping Machine, Applicator



Type	Contact	Crimping Press	Applicator	General Remarks
#110	STO-0.25(T)-110N-5	AP-K2N	CDS STO0.25-110N/CMK-R	<p>The JST Industry standard applicators have been designed to fit into most Industry standard presses. When installed in a press they provide the most efficient method of applying chain terminals to a pre-stripped wire. Due to the high quality durable design, in addition to being used on semi-automatic machinery these applicators are also suitable for high volume operation on fully automatic machines.</p> <p>Specifications:</p> <ul style="list-style-type: none"> • Compatible with most Industry Standard Presses • Available to suit all JST strip terminals • Standard applicator mounting positions • Quick crimp height adjustment for conductor and insulation barrels, using dials • Heavy duty and durable design • Post-feed or pre-feed cams available
	STO-0.25(T)-110N-8		CDS STO0.5-110N/CMK-R	
	STO-0.5(T)-110N-5			
	STO-0.5(T)-110N-8			
	STO-1.0(T)-110B/N-5			
STO-1.0(T)-110B/N-8	CDS STO-1.0(0.5)-110N/CMK-R			
#187	STO-1.0(T)-187N-5	CDS STO1.0-187N/CMK-R		
	STO-1.0(T)-187N-8			
#250	STO-1.0(T)-250N	CDS STO1.0-250N/CMK-R		
	STO-2.5(T)-250N		CDS STO2.5-250N/CMK-R	
	STO-6.0(T)-250N	CDS STO6.0-250N/CMK-R		

Note: 1) Delivery lead times may vary depending on the product. Contact JST for details.
 2) In line with a policy of continual product development, JST reserves the right to change the specifications of the goods described in this datasheet at any time and without prior notice.
 3) Industry standards applicator available. Contact JST for details.