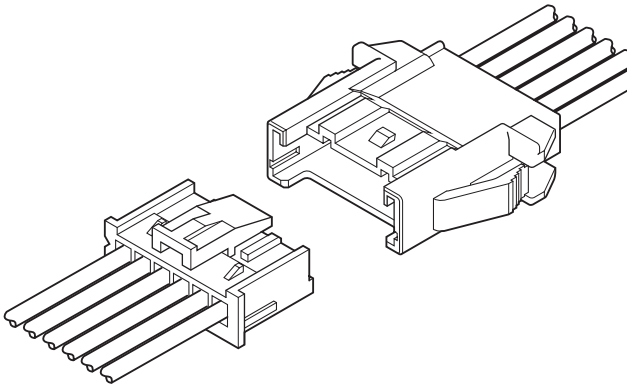


XA CONNECTOR (Compatible with glow wire test)

2.5mm pitch/Disconnectable Crimp style wire-to-wire connectors



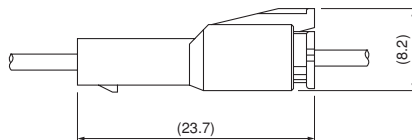
This is a 2.5mm pitch wire-to-wire connector compatible with glow wire test. Panel mount is applicable.

- ***Inner type contact lance***
- ***Mountable on a variety of panels***
- ***Secondary retainer***
- ***Secure lock construction***
- ***Compatible with glow wire test***

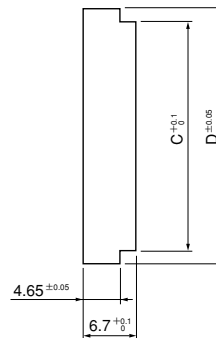
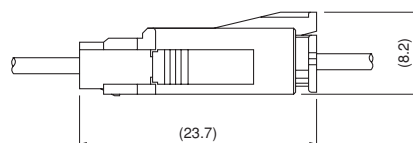
Specifications

- Current rating: 3A AC, DC max. (AWG #20)
 - Voltage rating: 250V AC, DC max.
 - Temperature range: -25°C to +105°C
(including temperature rise in applying electrical current)
 - Contact resistance: Initial value/ 10m Ω max.
After environmental testing/ 20m Ω max.
 - Insulation resistance: 500M Ω min.
 - Withstanding voltage: 1,500V AC/minute
 - Applicable wire: AWG #28 to #20
- * Contact JST for overseas standard.
* Compliant with RoHS.
* Contact JST for Halogen-free product, etc.
* Refer to "General Instruction and Notice when using Terminals and Connectors" at the end of this catalog.

Without panel locks



With panel locks

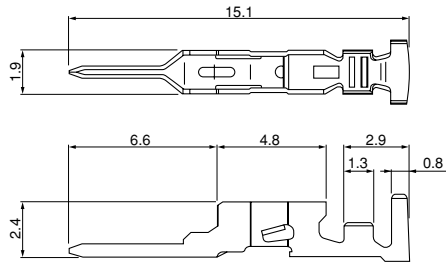


Note: C and D dimensions: Refer to receptacle housing.

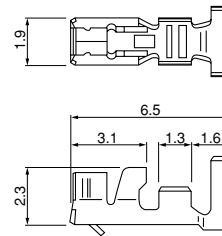
XA CONNECTOR (Compatible with glow wire test)

Contact

Pin contact



Socket contact



Model No.		Applicable wire		Insulation O.D.(mm)	Q'ty / reel	
Pin contact	Socket contact	mm ²	AWG #		Pin contact	Socket contact
SXAM-001T-P0.6	SXA-001T-P0.6	0.08~0.33	28~22	0.8~1.9	7,000	8,000
SXAM-01T-P0.6	SXA-01T-P0.6	0.22~0.5	24~20	1.5~1.9	7,000	8,000

Material and Finish

Phosphor bronze, tin-plated (reflow treatment)

RoHS compliance

Note: Contact JST for gold-plated products.

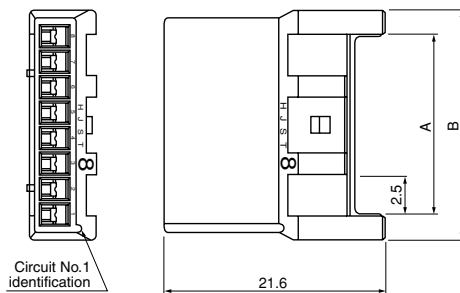
Contact	Crimping machine	Applicator		
		Crimp applicator	Dies	Crimp applicator with dies
SXA-001T-P0.6	AP-K2N	MKS-L	MK/SXAM/XA-001-06	APLMK SXAM/XA001-06
		*MKS-SC	SC/SXAM/XA-001-06	APLSC SXAM/XA001-06
		MKS-L	MK/SXAM/XA-01-06	APLMK SXAM/XA01-06
SXA-01T-P0.6	AP-K2N	*MKS-SC	SC/SXAM/XA-01-06	APLSC SXAM/XA01-06

Note: *Strip-crimp applicator

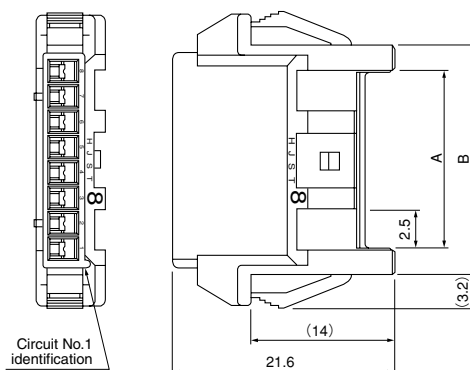
Contact	Crimping machine	Applicator		
		Crimp applicator	Dies	Crimp applicator with dies
SXAM-001T-P0.6	AP-K2N	MKS-L	MK/SXAM/XA-001-06	APLMK SXAM/XA001-06
		*MKS-SC	SC/SXAM/XA-001-06	APLSC SXAM/XA001-06
		MKS-L	MK/SXAM/XA-01-06	APLMK SXAM/XA01-06
SXAM-01T-P0.6	AP-K2N	*MKS-SC	SC/SXAM/XA-01-06	APLSC SXAM/XA01-06

Receptacle housing (for pin contact)

Without panel locks



With panel locks



Circuits	Model No.		Dimensions (mm)				Q'ty / bag
	Without panel locks	With panel locks	A	B	C	D	
2	XARR-02VF-WGT4	XARR-02V-WGT4	2.5	7.5	7.9	11.2	1,000
3	XARR-03VF-WGT4	XARR-03V-WGT4	5.0	10.0	10.4	13.7	1,000
4	XARR-04VF-WGT4	XARR-04V-WGT4	7.5	12.5	12.9	16.2	1,000
5	XARR-05VF-WGT4	XARR-05V-WGT4	10.0	15.0	15.4	18.7	1,000
6	XARR-06VF-WGT4	XARR-06V-WGT4	12.5	17.5	17.9	21.2	500
7	—	XARR-07V-WGT4	15.0	20.0	20.4	23.7	500
8	XARR-08VF-WGT4	XARR-08V-WGT4	17.5	22.5	22.9	26.2	500
9	XARR-09VF-WGT4	XARR-09V-WGT4	20.0	25.0	25.4	28.7	500
10	XARR-10VF-WGT4	XARR-10V-WGT4	22.5	27.5	27.9	31.2	500
11	—	XARR-11V-WGT4	25.0	30.0	30.4	33.7	500
12	XARR-12VF-WGT4	XARR-12V-WGT4	27.5	32.5	32.9	36.2	500
13	—	XARR-13V-WGT4	30.0	35.0	35.4	38.7	500
14	—	XARR-14V-WGT4	32.5	37.5	37.9	41.2	500
15	—	XARR-15V-WGT4	35.0	40.0	40.4	43.7	500

Material

PA 66/6, UL94V-0, natural (white)

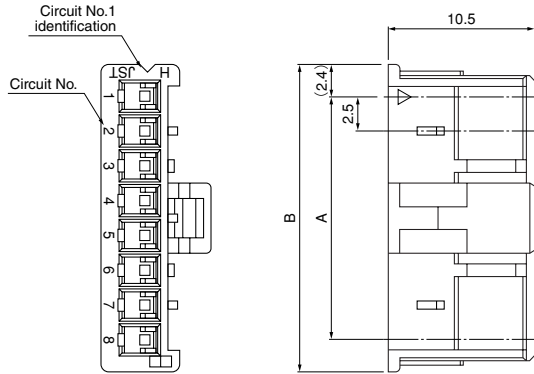
RoHS compliance

Note: C and D dimensions: Panel layout dimensions

XA CONNECTOR (Compatible with glow wire test)

Plug housing (for socket contact)

Retainer mountable type



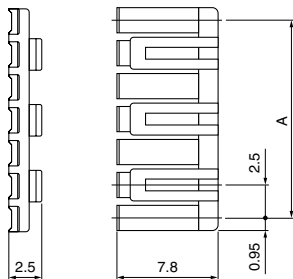
Circuits	Model No.	Dimensions (mm)		Q'ty / bag
		A	B	
2	XARP-02V-WGT4	2.5	7.3	1,000
3	XARP-03V-WGT4	5.0	9.8	1,000
4	XARP-04V-WGT4	7.5	12.3	1,000
5	XARP-05V-WGT4	10.0	14.8	1,000
6	XARP-06V-WGT4	12.5	17.3	1,000
7	XARP-07V-WGT4	15.0	19.8	1,000
8	XARP-08V-WGT4	17.5	22.3	1,000
9	XARP-09V-WGT4	20.0	24.8	1,000
10	XARP-10V-WGT4	22.5	27.3	1,000
11	XARP-11V-WGT4	25.0	29.8	1,000
12	XARP-12V-WGT4	27.5	32.3	1,000
13	XARP-13V-WGT4	30.0	34.8	1,000
14	XARP-14V-WGT4	32.5	37.3	1,000
15	XARP-15V-WGT4	35.0	39.8	1,000

Material

PA 66/6, UL94V-0, natural (white)

RoHS compliance

Retainer



Circuits	Model No.	A	Q'ty / bag
2	XMS-02V	2.5	1,000
3	XMS-03V	5.0	1,000
4	XMS-04V	7.5	1,000
5	XMS-05V	10.0	1,000
6	XMS-06V	12.5	1,000
7	XMS-07V	15.0	1,000
8	XMS-08V	17.5	1,000
9	XMS-09V	20.0	1,000
10	XMS-10V	22.5	1,000
11	XMS-11V	25.0	1,000
12	XMS-12V	27.5	1,000
13	XMS-13V	30.0	1,000
14	XMS-14V	32.5	1,000
15	XMS-15V	35.0	1,000

Material

Glass-filled PA 66, UL94V-0, natural (ivory)

RoHS compliance